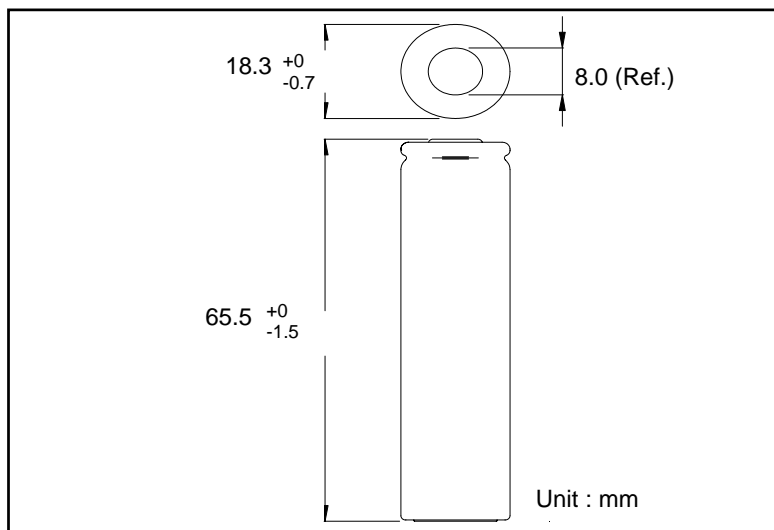


# GP Batteries

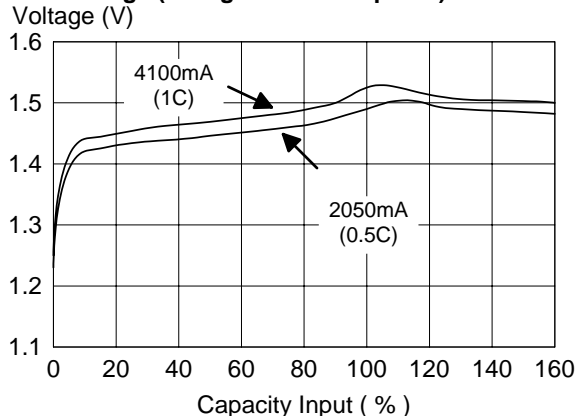
## Data Sheet

Model No.: GP410LAH

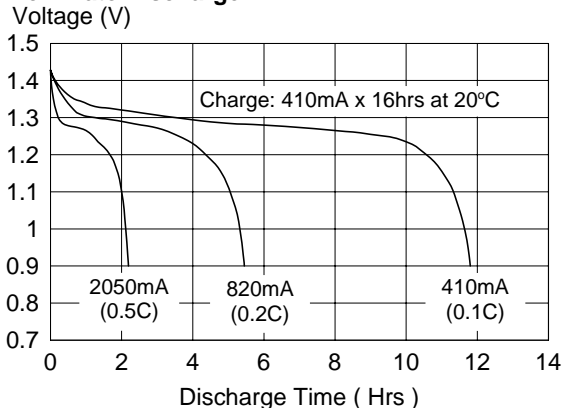
Type	Rechargeable Nickel Metal Hydride Cylindrical Cell	
Nominal Dimension (with Sleeve)	Φ = 18.3mm H = 65.5mm	
Applications	Recommended discharge current 410 to 12300mA	
Nominal Voltage	1.2V	
Capacity	Minimum: 4100mAh Typical: 4220mAh when discharged at 820mA to 1.0V at 20°C	
Charging Condition	410mA for 16hrs at 20°C	
Fast Charge	2050mA to 4100mA (0.5 to 1C) charge termination control recommended control parameters: -ΔV : 0 - 5mV DT/dt : 0.8°C/min (0.5 to 0.9C) : 0.8 - 1°C/min (1C) TCO : 45 - 50°C Timer : 105% nominal input	
Service Life	>500 cycles (IEC standard)	
Continuous Overcharge	410mA maximum current for 1 year No conspicuous deformation and/or leakage	
Weight	58.0g	
Internal Resistance	Average 19mΩ upon fully charged (Range 15-25mΩ) at 1000Hz	
Max. Charging Voltage	1.5V at 410mA charging	
Ambient Temperature Range	Standard Charging	0 to 45°C
	Fast Charging	10 to 45°C
	Discharging	-20 to 50°C
	Storage	-20 to 35°C



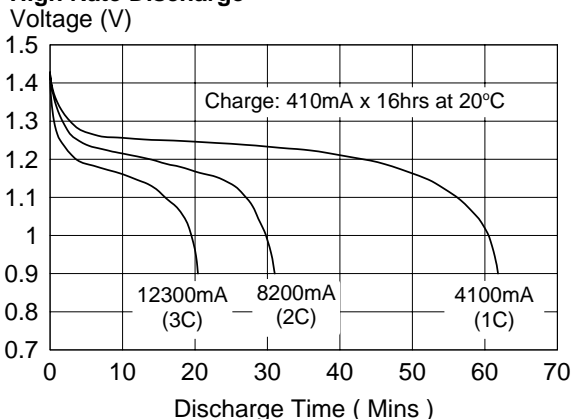
### Fast Charge (Charge control required)



### Low Rate Discharge



### High Rate Discharge



\* The information (subject to change without prior notice) contained in this document is for reference only and should not be used as a basis for product guarantee or warranty. For applications other than those described here, please consult your nearest GP Sales and Marketing Office or Distributors.