

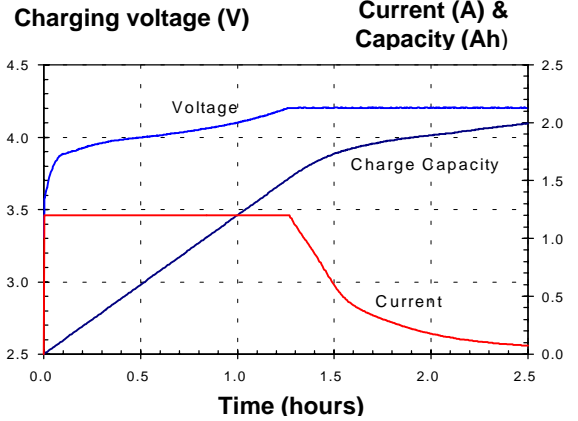
GP Batteries

Data Sheet

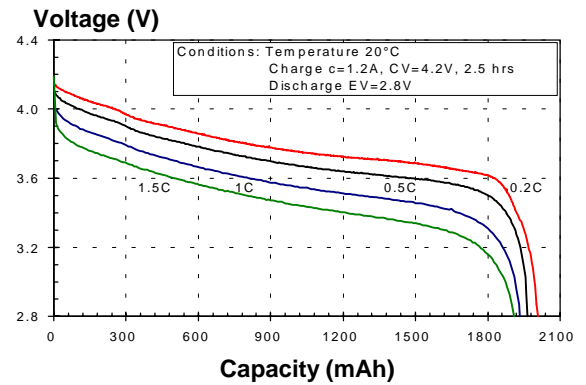
Model No.: GP1865L200

Type	Rechargeable Lithium Ion Cylindrical Cell		
Nominal Dimension (with Sleeve)	Φ =18.3 mm max H =65.2 mm max		
Discharge current	Recommended discharge current 400 to 2000 mA		
Nominal Voltage	3.7V		
Capacity	Typical: 2000 mAh (20°C) Minimum: 1950 mAh		
Standard Charge	1200 mA to 4.20 volt for 2.5 hrs at 20°C		
Standard Discharge	400 mA to 2.8V		
Service Life	500 cycles (70% of initial capacity)		
Weight	Approx. 43.0 g		
Internal Resistance	110 mΩ max (at 1000Hz)		
Max. Charge Voltage	4.20V		
Ambient Temperature Range	Charge:	0 to 45°C	
	Discharge:	-30 to 60°C	
	Storage:	-20 to 45°C	

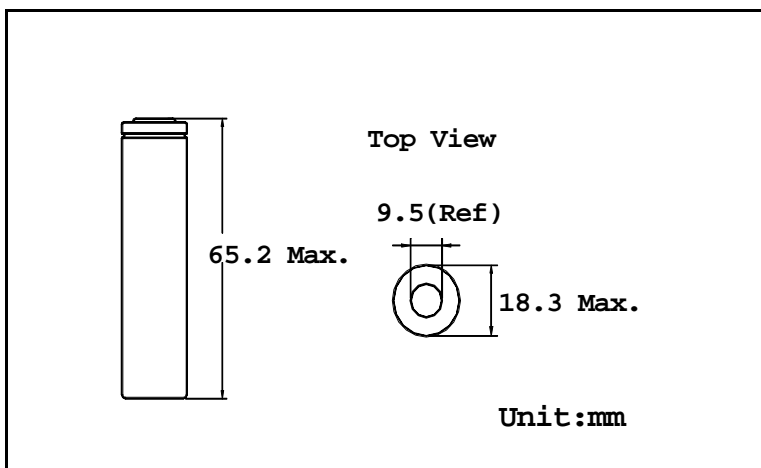
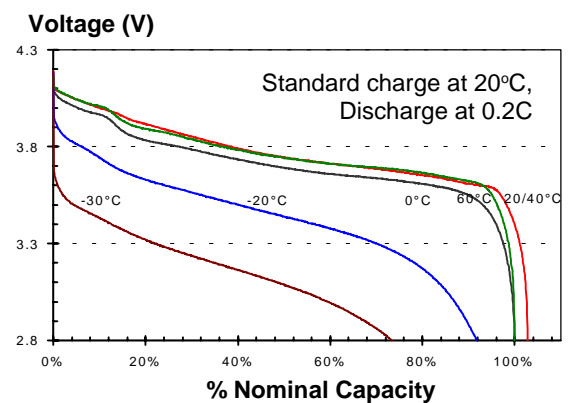
Charging Characteristics



Discharge Characteristics



Discharge Temperature Characteristics



* The information (subject to change without prior notice) contained in this document is for reference only and should not be used as a basis for product guarantee or warranty. For applications other than those described here, please consult your nearest GP Sales and Marketing Office or Distributors.