

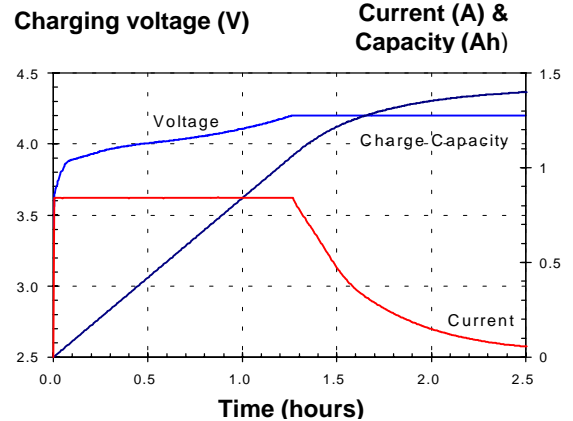
GP Batteries

Data Sheet

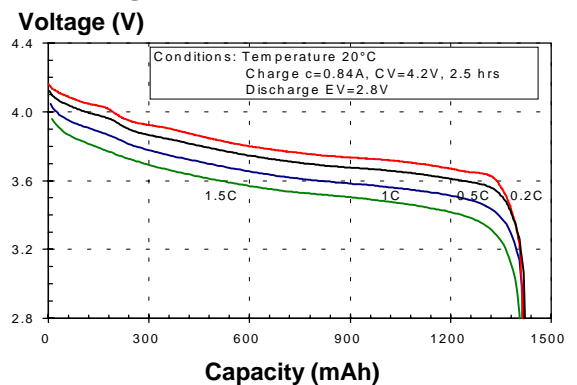
Model No.: GP1850L140

Type	: Rechargeable Lithium Ion Cylindrical Cell		
Nominal Dimension (with Sleeve)	: $\Phi = 18.3$ mm max H = 50.0 mm max		
Discharge current	: Recommended discharge current 280 to 1400 mA		
Nominal Voltage	: 3.7V		
Capacity	: Typical: 1400 mAh (20°C) Minimum: 1350 mAh		
Standard Charge	: 840 mA to 4.20 volt for 2.5 hrs at 20°C		
Standard Discharge	: 280 mA to 2.8V		
Service Life	: 500 cycles (70% of initial capacity)		
Weight	: Approx. 31 g		
Internal Resistance	: 110 m Ω max (at 1000Hz)		
Max. Charge Voltage	: 4.20V		
Ambient Temperature Range	Charge:	:	0 to 45°C
	Discharge:	:	-30 to 60°C
	Storage:	:	-20 to 45°C

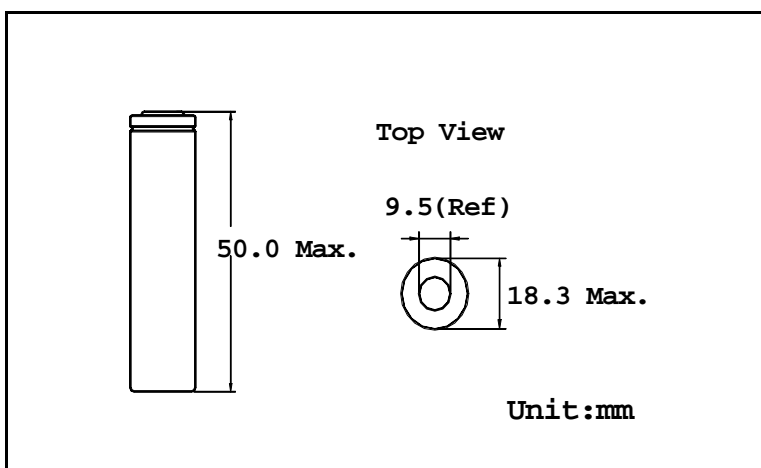
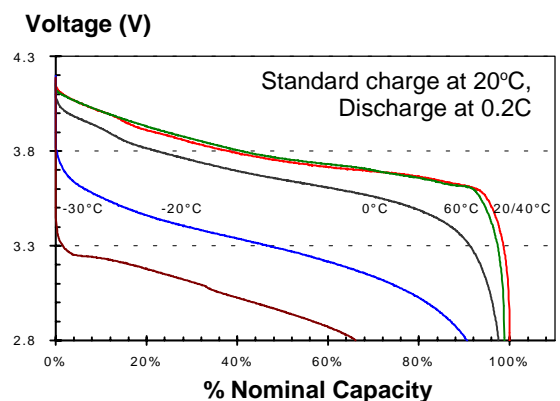
Charging Characteristics



Discharge Characteristics



Discharge Temperature Characteristics



* The information (subject to change without prior notice) contained in this document is for reference only and should not be used as a basis for product guarantee or warranty. For applications other than those described here, please consult your nearest GP Sales and Marketing Office or Distributors.