

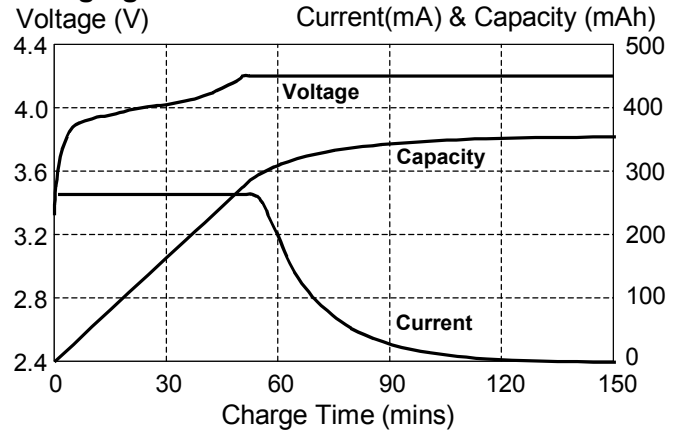
GP Batteries

Data Sheet

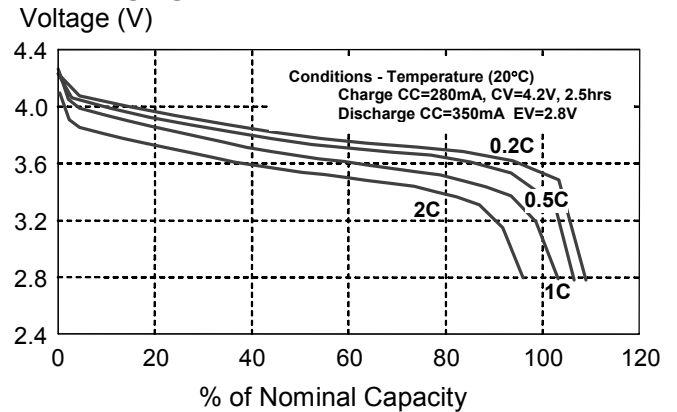
Model No.: GP1051L35

Type	: Rechargeable Lithium Ion Cylindrical Cell	
Nominal Dimension (with Sleeve)	: $\Phi = 10.5\text{mm}$: $H = 51.0\text{mm}$	
Applications	: Recommended discharge current 35 to 700mA	
Nominal Voltage	: 3.7V	
Capacity	: Nominal: 350mAh : Minimum: 330mAh when discharged at 350mA to 2.8V at 20°C	
Standard Charge	: 280mA to 4.2V for 2.5hrs at 20°C	
Recommended Charging Condition	: 210mA to 350mA (0.6 to 1.0C) : charge termination control parameters: : taper current 0.05C at 4.2V	
Service Life	: 500 cycles (70% of nominal capacity)	
Weight	: Approx. 10g	
Internal Resistance	: 180m Ω max. at 1000Hz	
Charging Voltage	: 4.20V +0/-0.05V	
Ambient Temperature Range	Charging	: 0 to 45°C
	Discharging	: -20 to 55°C
	Storage	: -20 to 45°C

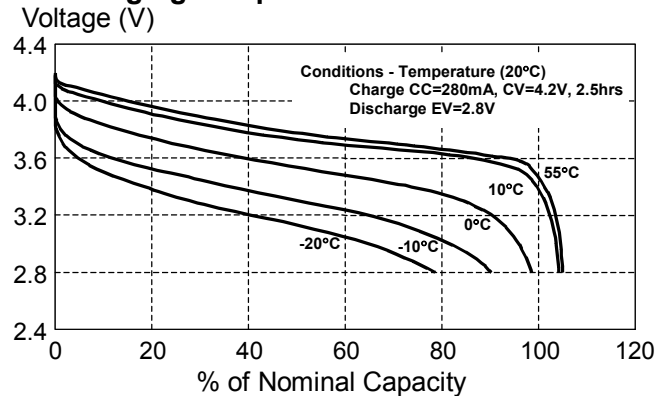
Charging Characteristics



Discharging Characteristics



Discharging Temperature Characteristics



* The information (subject to change without prior notice) contained in this document is for reference only and should not be used as a basis for product guarantee or warranty. For applications other than those described here, please consult your nearest GP Sales and Marketing Office or Distributors.

